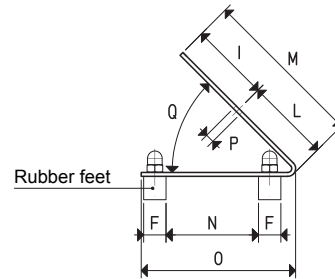
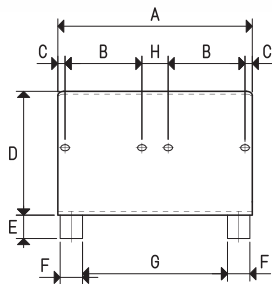



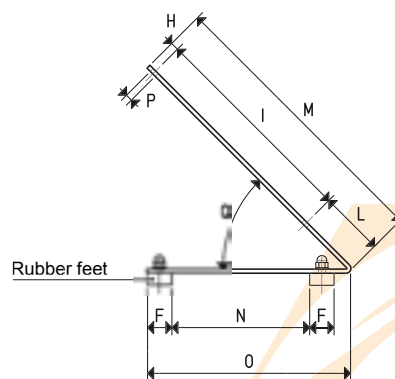
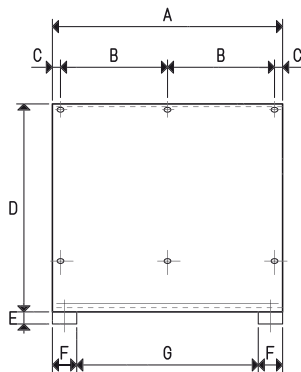
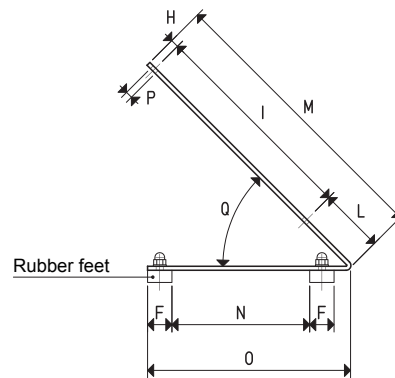
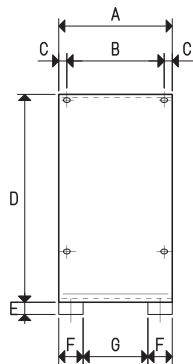
PNEUMATIC SUCTION AND BLOWING PUMP SUPPORTS

The supports described in this page have been designed to allow a quick assembly of the pneumatic suction and blowing pumps and their easy placement on the machine.

They are made with a sturdy satinated stainless sheet steel and are equipped with anti-slip and anti-vibration rubber feet. These supports are currently available for single pneumatic pumps and for the combined ones.



Art.	A	B	C	D	E	F	G	H	I	L	M	N	O	P	Q	Weight
						∅								∅		Kg
GR DIV 03	100	39.5	3.75	64	12	11.5	74.5	13.5	41	43	84	47.5	79	4.5	45°	0.1



Art.	A	B	C	D	E	F	G	H	I	L	M	N	O	P	Q	Weight
						∅								∅		Kg
GR DIV 01	140	120	10	270	15	30	80	10	264	81	355	170	250	8.5	45°	2.1
GR DIV 02	284	132	10	270	15	30	224	10	264	81	355	170	250	8.5	45°	4.2

Conversion ratio: inch = $\frac{\text{mm}}{25.4}$; pounds = $\frac{\text{g}}{453.6} = \frac{\text{Kg}}{0.4536}$

GAS-NPT thread adapters available at page 1.117