

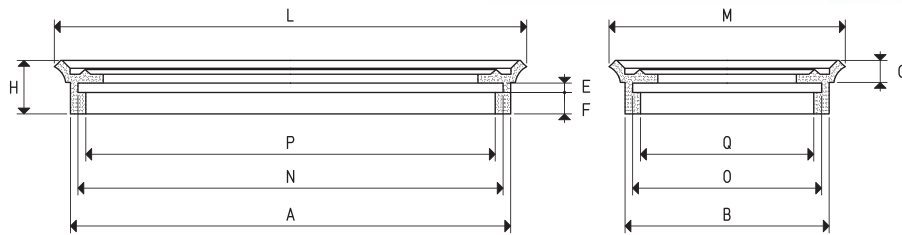
FLAT RECTANGULAR CUPS WITH SUPPORT

These cups are recommended for working surfaces for clamping wooden panels, marble, granite, ceramic, glass, etc. They are obviously used to handle these materials. Their vertical and low lip allows for a firm grip on the surface to be clamped or handled, eliminating any oscillation and considerably reduces the air volume contained within, thus ensuring a quicker gripping and release. Cups in special compounds indicated at page 21 can be provided upon request in minimum quantities to be defined in the order.

They can be cold-assembled, with no adhesives, onto an anodised aluminium support, provided with a central threaded hole to ease its fastening to the machine.

Larger supports are provided with two threaded holes equidistant from the centre, to allow the possible insertion of guiding anti-rotation pins.

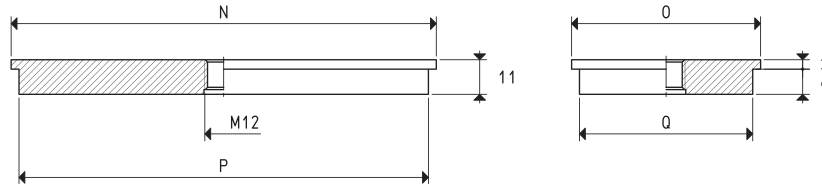
For the spare part, all you have to do is request the cup indicated in the table in the desired compound.



CUPS

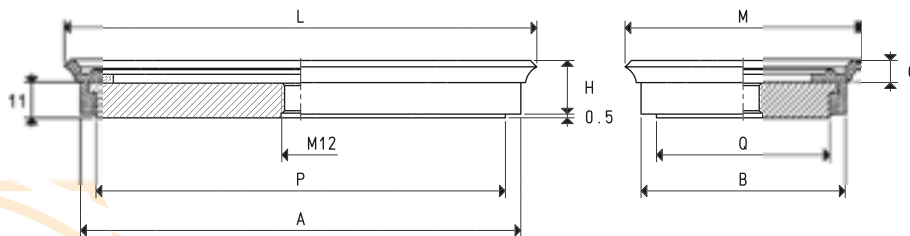
Art.	Force Kg	A	B	E	F	G	H	L	M	N	O	P	Q
01 40 75 *	6.7	64	29	3	7.5	6.5	16.0	75	40	59	24	54	19
01 120 90 *	24.0	107	78	3	7.5	7.5	17.5	117	87	102	73	97	68
01 150 65 *	21.5	137	52	3	7.5	7.5	16.5	147	62	132	47	127	42
01 150 75 *	25.0	137	62	3	7.5	7.5	16.5	147	72	132	57	127	52

* Complete the code indicating the compound: A= oil-resistant rubber; N= natural para rubber; S= silicon



SUPPORTS

Art.	N	O	P	Q	Support material	Cup art.	Weight g
00 08 31	60	25	55	20	aluminium	01 40 75	34.1
00 08 34	107	75	102	70	aluminium	01 120 90	215.5
00 08 144	135	50	130	45	aluminium	01 150 65	176.1
00 08 59	135	60	130	55	aluminium	01 150 75	218.4




CUPS WITH SUPPORT

Art.	Force Kg	A	B	C	H	L	M	P	Q	Cup Art.	Support Art.	Weight g
08 40 75 *	6.7	66	31	6.5	16.0	76	41	55	20	01 40 75	00 08 31	49.7
08 120 90 *	24.0	112	80	7.5	17.5	120	90	102	70	01 120 90	00 08 34	254.3
08 150 65 *	21.5	140	55	7.5	16.5	150	65	130	45	01 150 65	00 08 144	217.3
08 150 75 *	25.0	140	65	7.5	16.5	150	75	130	55	01 150 75	00 08 59	259.6

* Complete the code indicating the compound: A= oil-resistant rubber; N= natural para rubber; S= silicon

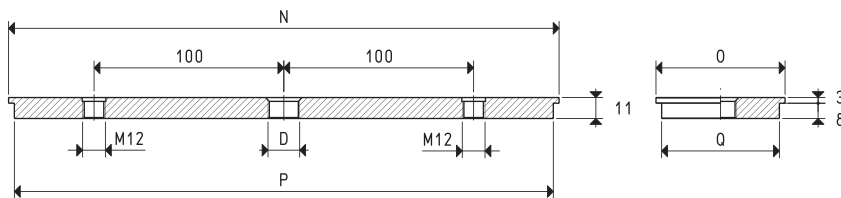
FLAT RECTANGULAR CUPS WITH SUPPORT



CUPS

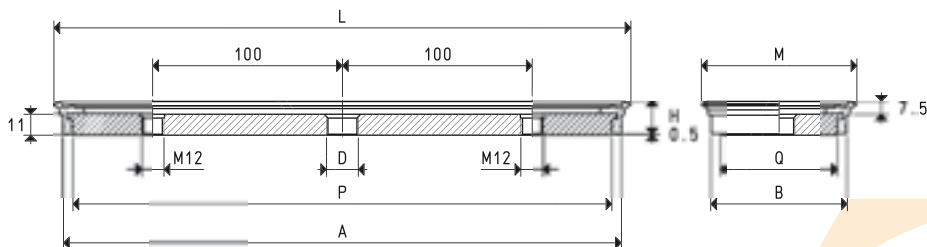
Art.	Force Kg	A	B	E	F	G	H	L	M	N	O	P	Q
01 300 80 *	60.0	288	68	3	7.5	7.5	17.5	297	77	284	64	278	58
01 300 150 *	113.0	288	138	3	7.5	7.5	17.5	297	147	284	134	278	128

* Complete the code indicating the compound: A= oil-resistant rubber; N= natural para rubber; S= silicon



SUPPORTS

Art.	D ∅	N	O	P	Q	Support material	Cup art.	Weight Kg
00 08 116	G3/8"	290	68	284	62	aluminium	01 300 80	0.53
00 08 117	G1/2"	290	140	284	134	aluminium	01 300 150	1.13



CUPS WITH SUPPORT

Art.	Force Kg	A	B	D ∅	H	L	M	P	Q	Cup Art.	Support Art.	Weight Kg
08 300 80 *	60.0	290	70	G3/8"	17.5	300	80	284	62	01 300 80	00 08 116	0.61
08 300 150 *	113.0	290	140	G1/2"	17.5	300	150	284	134	01 300 150	00 08 117	1.22

* Complete the code indicating the compound: A= oil-resistant rubber; N= natural para rubber; S= silicon