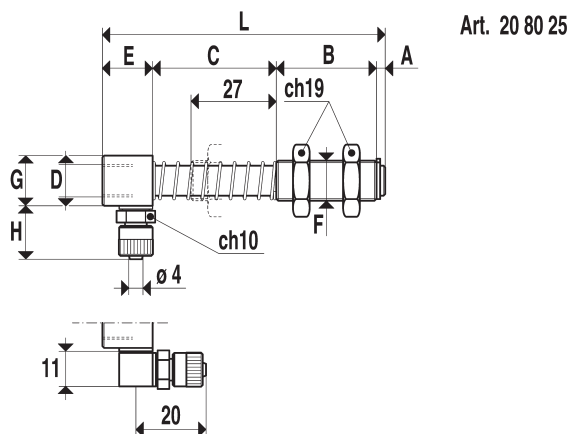
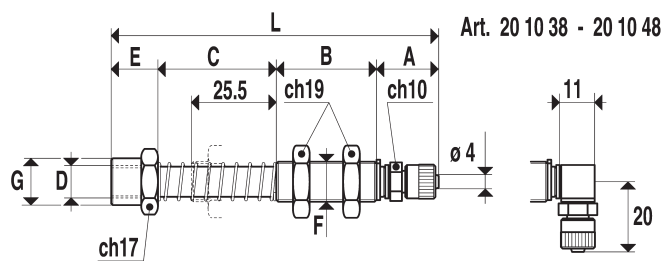



[Small cup holders]



Cup holder with rapid straight fitting for plastic hose $\varnothing 4 \times 6$

Art.	A	B	C	D	E	F	G	H	L
				\varnothing		\varnothing	\varnothing		
20 10 38	17.5	30	35.5	1/8"	14	12x1.25	14.0	--	97
20 10 48	17.5	30	35.5	1/4"	14	12x1.25	16.5	--	97
20 80 25	3.0	30	37.0	1/8"	15	12x1.25	15.0	16.5	85

N.B. - L-type fitting is supplied only upon request.

They consist of:

- A brass stem for fastening the cup with 1/8" or 1/4" gas male support.
- A threaded sleeve for the quick assembly of the cup holder to the lifting frame.
- A spring to cushion the impact of the cup and to keep at the same time a constant pressure with the load to be lifted.
- A rapid fitting for the connection to the suction hose.

Their main feature is their miniaturised sizing which allows weight and space reduction and also to use very small cups, assuring, with cups being equal, the same performances as the bigger series.