

FK SERIES QUICK COUPLING FILTERING CARTRIDGE CONTAINERS

The containers of the FK series are suited for quick coupling filtering cartridges and are composed of a transparent PET (Polyethylene terephthalate) container and a head with a brass ring nut coupled together with an interposed seal.

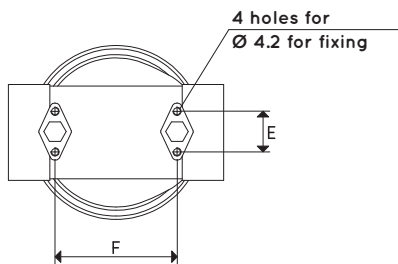

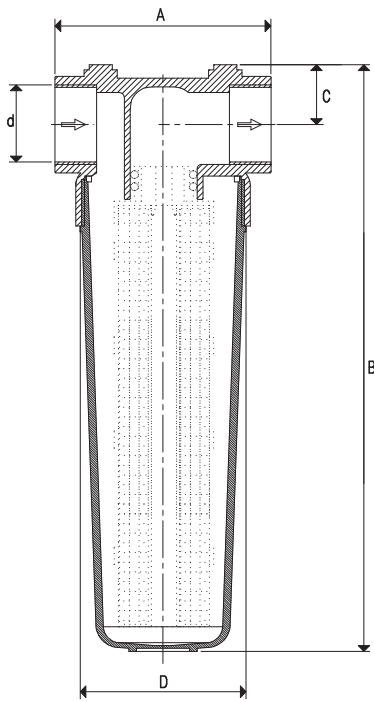
The number after the item indicates the length in inches of the necessary filtering cartridge.

The cartridge can be chosen in various materials: pleated paper, pleated polypropylene mesh and AISI 304 stainless steel mesh. The quick coupling filtering cartridges are described on page 5.28, with all the indications regarding dimensions, materials and filtering degree of each one of them.

Technical features

Operating pressure: from 0.5 to 9000 absolute mbar

Temperature of suctioned fluid: from -10 to 45°C



Spanner Item NK



Item	d Ø	A	B	C	D Ø	E	F	Max flow rate m ³ /h	Cartridge length	For cartridge item	Weight Kg
FK 25/7	G3/4"	120	265	24	100	25	75	70	7"	RP/7 - RS/7 - RA/7	1.64
FK 30/7	G1"	120	270	27	100	25	75	100	7"	RP/7 - RS/7 - RA/7	1.88
FK 25/10	G3/4"	130	335	24	100	25	75	70	10"	RP/10 - RS/10 - RA/10	2.12
FK 30/10	G1"	130	335	27	100	25	75	100	10"	RP/10 - RS/10 - RA/10	2.35
FK 50/10	G1" 1/2	130	345	30	100	25	75	200	10"	RP/10/57 - RS/10/57 - RA/10/57	2.58
FK 60/10	G2"	130	350	33	100	25	75	300	10"	RP/10/57 - RS/10/57 - RA/10/57	2.69
FK 30/20	G1"	130	540	27	100	25	75	100	20"	RP/20 - RS/20 - RA/20	2.97
FK 50/20	G1" 1/2	130	600	30	100	25	75	200	20"	RP/20/57 - RS/20/57 - RA/20/57	3.20
FK 60/20	G2"	130	600	33	100	25	75	300	20"	RP/20/57 - RS/20/57 - RA/20/57	3.31
NK										Spanner for tightening the tray	

Note: The filtering cartridge is not an integral part of the filter and, therefore, must be ordered separately.

Transformation ratio: N (newton) = Kg x 9.81 (force of gravity)

inch = $\frac{\text{mm}}{25.4}$; pounds = $\frac{\text{g}}{453.6} = \frac{\text{Kg}}{0.4536}$

Adapters for GAS - NPT threading available on page 1.130