

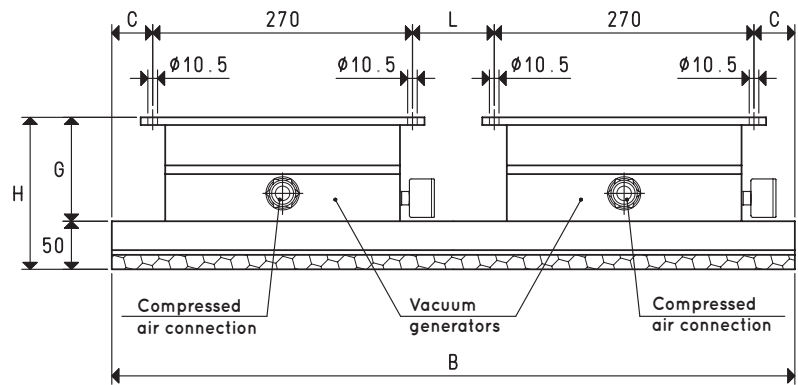
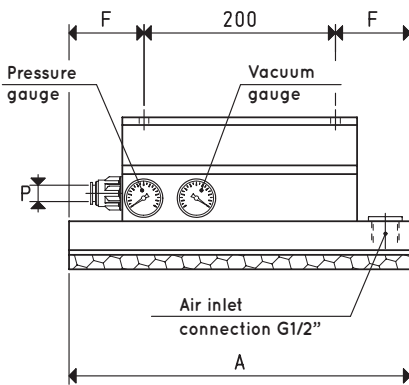

OCTOPUS VACUUM GRIPPING SYSTEM



The standard OCTOPUS systems represented on this page differ from those previously described by their larger dimensions and the number of vacuum generators that compose them. More precisely:

- Two compressed air-fed vacuum generator as shown in the picture and in the drawing, that have to be ordered separately, since it is not included in the item code.
- An anodised aluminium box, open on one side, with a built-in micro-fine mesh filter in stainless steel that protects the vacuum generator and is very easy to inspect. On the top outside of the box there are one or more connections for possible installation of control devices or solenoid valves for prompt restoration of the atmospheric pressure on its inside.
- A suction plate sealing the box, also made with anodised aluminium, with calibrated holes equidistant from each other and coated with a special perforated foam rubber. This suction plate can thus perfectly adapt to any gripping surface, whether it be smooth, rough or irregular. With the same system, for instance, it is possible to grip and handle tomato jars, paint cans, ceramic tiles, cardboard boxes, etc. and the wooden pallet that supports them.

These OCTOPUS systems are also available upon request in dimensions and with vacuum tables and vacuum generators other than those indicated in the table.



Item		SO 40 100 X	SO 60 80 X	SO 60 120 X	SO 80 100 X
Suction plate	item	PX 40 100	PX 60 80	PX 60 120	PX 80 100
Gripping force	Kg	282.6	339.2	508.7	597.4
Fitted for vacuum generators	item	N°2 PVP 300 MD PO	N°2 PVP 300 MD PO	N°2 PVP 450 MD PO	N°2 PVP 450 MD PO
Maximum supply pressure	bar	6	6	6	6
Maximum level of vacuum	-KPa	90	90	90	90
Air consumption at 6 bar	Nl/s	64.0	64.0	95.6	95.6
Intake air flow rate	m³/h	800.0	800.0	1160	1160
Temperature of use	°C	-20 / +80	-20 / +80	-20 / +80	-20 / +80
Weight	Kg	34.0	37.5	50.0	53.5
A		400	600	600	800
B		1000	800	1200	1000
C		120	70	170	120
F		100	200	200	300
G		108	108	130	130
H		158	158	180	180
L		220	120	320	220
P Connection for compressed air tube	Ø ext.	15	15	22	22

NOTE: The code SO ... X only identifies the OCTOPUS system body with relative suction plate PX.

The vacuum generators indicated in the table are not included with the OCTOPUS system and therefore must be ordered separately with its own code.

NOTE: All vacuum values indicated in the table are valid at the normal atmospheric pressure of 1013 mbar and obtained with a constant supply pressure.

Vacuum generator supply must be carried out with non-lubricated compressed air, 5 micron filtration, in accordance with standard ISO 8573-1 class 4.

Transformation ratio: N (newton) = Kg x 9.81 (force of gravity)

inch = $\frac{\text{mm}}{25.4}$; pounds = $\frac{\text{g}}{453.6} = \frac{\text{Kg}}{0.4536}$